







## TM DESANA MAX<sup>fp</sup>

VERIFICATION AGENT WITH LINE CLEANING PROPERTIES, IN POWDER FORM FOR USE IN THE BEER AND SOFT DRINK INDUSTRY BASED ON THE THONHAUSER  PERSULPHATE TECHNOLOGIES

Monitoring of the cleaning and disinfection process with the COLOR INDICATOR. CHLORINE-FREE – disinfection takes place through the production of ACTIVE OXYGEN. Compliant with DIN 6650 and HACCP norms.

### CLEANING & VERIFICATION MADE EASY

1) DISSOLVE POWDER	Always pre-rinse cleaning-container! Add content of 1 packet (1.6oz) of TM DESANA MAX <sup>fp</sup> into flowing jet of luke warm water (35 °C / 100 °F) and fill up container with 4,5 lit / 1.2gal of water. Take blank from solution.
2) SHAKE: SOLUTION PURPLE 	Close the container. Mix and shake well! Color of the fresh solution: PURPLE.
3) ATTACH CONTAINER / BARREL	Attach the tap head of the beverage container, i. e. beer barrel, under CO <sub>2</sub> -pressure to the cleaning container.
4) FILL TAP WITH SOLUTION 	Open tap and leave running until cleaning solution flows through. Heavily soiled solution turns YELLOW.
5) LET SOLUTION SOAK FOR 3 MINUTES SOLUTION TURNS GREEN 	Close tap. Let the TM DESANA MAX <sup>fp</sup> -cleaning solution soak in the lines for 3 minutes. TM DESANA MAX <sup>fp</sup> dissolves deposits in the installation during this time and turns GREEN. Fill lines again with fresh TM DESANA MAX <sup>fp</sup> -solution and let it soak for 3 minutes.
REPEAT UNTIL NO LONGER GREEN	Repeat steps 4 + 5 until cleaning solution is no longer GREEN.
DONE WHEN PURPLE AGAIN 	When the solution from the pipe has the same color as the "blank" sample, the lines are clean and in perfect hygienic condition!
6) RINSE WITH TAP WATER	Rinse with tap water as follows: for 7mm I. D. tubes use a minimum of 200ml and a maximum of 1000ml per meter of tubing (see expertise of the University of Vienna, 05-02-2003). Verify rinsing by means of a pH-test strip: The pH of the rinsing water coming out of the tap has to correspond with the pH of original tap water.

### BENEFITS OF TM DESANA MAX<sup>fp</sup> WITH COLOR INDICATOR

- Dispensing equipment is easily kept in an excellent condition!
- Chlorine-free - cleaning is environmentally friendly and easy to ship.
- Monodose packaging guarantees safe and easy handling, powder dissolves quickly.
- Microbiologically clean dispensing equipment and verification of clean with the color change technology
- The VIOLET-GREEN color indicator safety is comparable to laboratory testing, without extra cost.
- Customers obtain optimal quality beverages



DELIVERY	1.6oz (45gr.) packets in cases of 265 packets. 1 packet good for 1.2gal (4.5lts.) of cleaning/verification solution
ORDERING	find a local authorised retailer on <a href="http://www.thonhauser.net">www.thonhauser.net</a>
ATTENTION	Prepare solution immediately before use! Wear protective clothing (gloves, glasses) when handling the powder product!
DRAINING	TM DESANA MAX <sup>fp</sup> -solution is drained together with running water. The pH goes down to 8.0–9.5 through usual dilution.
HAZARD IDENTIFICATION	Powder is C Corrosive; mixed solution is Xi irritant. Product contains Disodium Peroxodisulphate. For further information please refer to Material Safety Data Sheet.
USE BIOCIDES SAFELY. ALWAYS READ THE LABEL AND PRODUCT INFORMATION BEFORE USE.	
24 / 7 POISONING EMERGENCY HOTLINE: + 43 - 1 - 406 43 43	